













**Adams Shield,
18th March 2012,
Leicester**

Adams Shield: Final Individual Results

No	Name	Team													TOTAL	POS
			SV	Score	SV	Score	SV	Score	SV	Score	SV	Score	SV	Score		
188	Max Whitlock	South Essex	6.5	15.600	6.6	15.200	5.5	14.200	6.2	15.900	6.0	15.100	5.5	13.500	89.500	1
195	Daniel Keatings	Huntingdon	5.8	15.000	6.6	14.800	5.6	14.100	6.6	15.100	6.5	15.600	5.9	13.500	88.100	2
189	Reiss Beckford	South Essex	6.3	15.300	5.3	13.500	5.8	14.450	6.2	15.250	5.8	14.900	5.6	13.650	87.050	3
148	Nile Wilson	City of Leeds	5.0	14.050	5.2	13.600	5.1	13.800	6.2	15.450	5.6	14.600	5.3	14.100	85.600	4
146	Matthew Firth	City of Leeds	5.6	14.800	5.8	13.600	5.0	13.500	6.2	15.850	5.8	14.550	5.4	12.800	85.100	5
181	Yevgen Gryshchenko	Hinckley	5.3	14.100	5.0	13.050	4.9	13.150	5.4	14.850	5.9	14.850	5.7	12.800	82.800	6
150	Samuel Fern	City of Leeds	4.8	13.550	5.3	12.300	6.1	14.950	4.6	13.650	4.5	12.900	4.7	12.500	79.850	7
180	Christopher O'Connor	Tolworth	5.5	14.250	4.5	12.300	4.6	13.000	5.4	14.650	4.9	12.700	3.9	12.550	79.450	8
197	Harry Owen	Loughborough Students	5.5	13.650	4.8	12.000	4.6	12.350	5.4	14.000	4.5	12.750	4.5	12.900	77.650	9
183	Ruslan Panteleymonov	Hinckley	6.0	14.700			6.1	14.900	6.6	15.650	5.8	15.000	4.8	13.900	74.150	10
194	Sam Oldham	Huntingdon	5.9	14.500			4.9	13.250	6.2	15.450	5.6	12.950	6.1	14.500	70.650	11
193	Cameron Mackenzie	Huntingdon	5.6	13.900	4.6	13.050	5.4	14.000	6.2	15.650			5.0	12.950	69.550	12
190	Brinn Bevan	South Essex	5.1	14.300			4.8	13.250	5.0	13.550	5.2	13.450	4.8	13.600	68.150	13
198	Mitchell Jarvis	Loughborough Students	5.3	13.000			4.7	12.950	6.2	15.350	4.7	13.300	4.1	13.200	67.800	14
179	Anthony O'Donnell	Tolworth	5.0	13.600			4.7	12.900	5.8	14.850	4.5	13.100	4.2	12.500	66.950	15
185	Ivan Bulyha	Hinckley	5.2	13.850	4.8	11.800			5.4	15.150	4.6	13.350	4.4	12.150	66.300	16
199	Matthew Hennessey	Loughborough Students	5.4	13.600	4.4	9.600			5.4	14.500	4.8	12.150	4.5	12.800	62.650	17
177	Archie Kennedy-Dyson	Tolworth	5.0	12.400	2.9	10.650	2.9	11.850	5.4	14.750			3.9	12.400	62.050	18
192	Luke Folwell	Huntingdon	5.7	13.800	5.0	13.500			6.6	15.050	5.3	13.500			55.850	19
200	Robert Payne	Loughborough Students			5.4	13.250	5.6	14.100			5.0	13.950	4.3	13.300	54.600	20
186	Anthony Hughes	South Essex			5.2	11.800	5.3	13.450			5.4	14.300	5.0	13.450	53.000	21
196	James Henderson	Loughborough Students	5.4	13.950	3.7	12.000	5.4	12.750	5.4	14.250					52.950	22
178	Ross Morey	Tolworth	3.5	12.550	4.2	12.000	2.2	11.200			3.5	12.400			48.150	23
176	Jack Neill	Tolworth			3.8	10.500			4.6	13.600	3.7	11.450	2.4	10.750	46.300	24
187	Anthony Wise	South Essex	5.6	14.100	5.7	13.800			6.2	15.300					43.200	25
191	Louis Smith	Huntingdon			7.1	15.350					5.1	14.100	4.9	13.100	42.550	26
149	Ashley Watson	City of Leeds			5.3	13.300					4.8	13.150	4.2	13.400	39.850	27
147	Joseph Fox	City of Leeds	4.4	12.850					4.6	13.200					26.050	28
182	William Trood	Hinckley			4.2	12.000	5.3	13.150							25.150	29

Adams Shield Team Scores

Team							TOTAL	POS
South Essex	45.200	42.500	42.100	46.450	44.300	40.750	261.300	1
Huntingdon	43.400	43.650	41.350	46.200	43.200	41.100	258.900	2
City of Leeds	42.400	40.500	42.250	44.950	42.300	40.300	252.700	3
Hinckley	42.650	36.850	41.200	45.650	43.200	38.850	248.400	4
Loughborough Students	41.200	37.250	39.800	44.100	40.000	39.400	241.750	5
Tolworth	40.400	34.950	37.750	44.250	38.200	37.450	233.000	6